

SC 7026

# Split unit air conditioner pre-filled



## Product data sheet

Product category	Split unit air conditioner pre-filled
Brand	Qlima
Model	SC 7026
Colour	White
EAN code	8713508004525
EAN indoor unit	8713508004358
EAN outdoor unit	8713508004440

## Technical specifications

		Cooling	Heating
SEER / SCOP	W/W	8,5	4,6
Energy efficiency class average season		A+++	A++
PdesignC / PdesignH	kW	2,6	2,4
Capacities cooling / heating (min./nom./max.)	kW	0,94 / 2,61 / 3,70	0,94 / 3,32 / 4,00
Power consumption (nom.)	kW	0,672	0,86
Indicative annual energy consumption during season (Qce / Qhe)	kWh/a	108	731
Power supply	V/Hz/Ph	220 - 240~ / 50 / 1	
Current (max.)	A	9	
Airflow (low/mid/high)	m³/h	470 / 550 / 630	
For rooms up to indoor unit	m³	60 - 85	
Dehumidification capacity	l/24 h	28,8	
Operating range - indoor unit	°C	16 ~ 31	16 ~ 31
Operating range - outdoor unit	°C	-15 ~ 53	-25 ~ 30
Thermostatic range	°C	0~32	
Sound pressure level indoor unit at 1m (SPL)	dB(A)	19	
Sound pressure level outdoor unit at 1m (min.) (SPL)	dB(A)	52	
Fan speeds		7	
Control type		electronic / remote control	
Included filters	type	Screen	
Refrigerant type / GWP / Charge	R/g	R32 / 675 / 570	
CO <sub>2</sub> equivalent	tonnes	0,385	
Max. length refr. pipe between in- / outdoor unit	m	4	
Max. diff. in height between in- / outdoor unit	m	10	
Diameter gas connection	Ø mm/inch	9.52 (3/8)	
Diameter liquid connection	Ø mm/inch	6.35 (1/4)	
Dimensions indoor unit (w x d x h)	mm	820 x 195 x 306	
Dimensions outdoor unit (w x d x h)	mm	787 x 290 x 498	
Compressor		rotary / GMCC	
Protection class indoor unit	IPxx	IPX0	
Protection class outdoor unit	IPxx	IPX4	
Net. weight - indoor unit	kg	11,0	
Net. weight - outdoor unit	kg	22	
Warranty	year	3	
Warranty compressor	year	5	

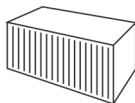
All data is measured in accordance with applicable EU specified standards at the time of production. To be used for indicative purposes only.

## Package content

Indoor unit, Outdoor unit, Remote control, Remote control holder, Drainage tube, User manual, Installation manual

## Accessories (to order)

Description	EAN code



20 ft = 115  
40 ft = 240  
40 HQ = 265



**W x D x H =**

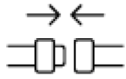
in: 89 x 26.5 x 38 cm  
out: 81.8 x 32.5 x 51.5 cm



**Gross weight**

in: 11 kg  
out: 24 kg

# Qlima



Quick Connector System



Outdoor unit frost protection -25°C



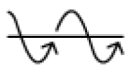
WiFi functionality



Powered by Tuya



Cooling, heating & dehumidifying



Inverter technology



Eco-friendly refrigerant R32



Timer function



Remote control with display included



Sleep mode

**Easy installation via "Screw Quick Connector System":** The connection between indoor and outdoor unit is easy. From an environmental point of view it is required that final connection is done by a certified engineer.

**Connection via flexible tubes:** The air conditioner is supplied with soft copper refrigerant hoses. The tube set isn't pre-mounted, therefore, the installation can be done very simply without the risk of cracks or bends.

**Wireless smart control:** The air conditioner is equipped with Wi-Fi for extra comfort and to save energy. With the smart app you can start, stop or operate the main functions of the air conditioner remotely.

**Cooling + dehumidifying + heating (heat pump):** The air conditioning is a complete year-round air treatment system. It heats and cools in an efficient way and can also be used as a dehumidifier.

**Air conditioning:** In COOLING mode the unit produces a refreshing cool airflow.

**Heating:** In HEATING mode the unit produces a warm air flow. The unit absorbs heat from the outdoor air to warm the air inside, a very efficient technique.

**Dehumidifying:** In DRY mode the unit extract excessive moist from the room. Note: In COOLING mode the air is also dehumidified.

**Inverter technology:** The DC Inverter air conditioner uses its maximum power to get to the set temperature when the appliance is turned on. Once the temperature is reached, the unit continuously adjusts the compressor speed to maintain the set temperature.

**Minimum energy consumption:** The compressor works at minimum capacity once the set temperature is reached. As a result, the over all power consumption is reduced significantly (up to 35% less than non inverter/ conventional types).

**Frost protection in outdoor unit:** A PTC heating cable will clear the drip pan in the outdoor unit of ice, ensuring that the condensate water can reach the drain point. The compressor crankcase is provided with a heating cable as well. Therefore, the unit will perform under extreme weather conditions (up to -25°C).

**Anti-corrosion treatment outdoor unit:** The Klima Golden Fin corrosion treatment on the outdoor condenser heat exchanger improves the heating efficiency and accelerates the defrosting process. The anti corrosive coating can withstand salty air and rain, resulting in a longer expected lifetime of the condenser.

**Home Freezing prevention:** By activating the freezing prevention mode (in heating mode only) the unit overrules the indoor temperature setting and set it to approx 8-10°C. In this mode the unit operates at the lowest possible energy consumption.

**Environment friendly refrigerant R32:** The most preferred and environmental friendly refrigerant R32 is used in the air conditioner.

**Remote control with LCD screen:** The air conditioner can be operated by the remote control up to a distance of approx. 8 metres.

**Remote control holder:** The unit is delivered with a convenient holder that can be mounted on a wall.

**Adjustable airflow:** The up-down airflow can be automatically changed by using the SWING mode. The left-right airflow can be changed manually.

**Sleep Mode:** The air conditioner increases (cooling) or decreases (heating) automatically the set temperature with 1°C per hour (first two hours) and then maintain the temperature (next five hours). After 7 hours, the unit will stop automatically. In this mode the unit works silently and saves energy at the same time.

**Fan speed setting:** The air conditioner has multiple speed setting. The LCD display on the remote control will show the chosen speed.

**Automatic operation:** In auto mode the unit selects the most suitable operating mode, by monitoring the indoor temperature: Cooling, Dehumidifying or Heating.

**Timer:** Timer function can be set between 30 minutes and 24 hours (Timer On or Timer Off).

**Full colour box:** The unit is delivered completely with auxiliary parts in a full coloured box showing applications and operation information in several languages.